

# Fluid Inventory Control TM Control



## Features

### TM Control

Standalone tank controller with 4 channels capable of controlling up to 4 different tanks or fluids. Each channel can connect to a solenoid valve, remote alarm or strobe light.




The TM Control can be used as a high or low-level control to prevent overflow, or as a pump shutoff to prevent the pump from running dry, and allowing air to enter the system.

4

### TECHNICAL DATA

Function	Stand alone tank controller
Requirements & Limitations	4 tanks or 4 fluids
Power	Input - 110-230 V AC Required Voltage - 110/60 Hz 240/50 Hz V AC

### RECOMMENDED ACCESSORIES

MODEL	DESCRIPTION	COMPONENT TECHNICAL DATA
 3120-029	Tank alert strobe alarm	Power: 24 V DC
 3120-033	Air Solenoid Valve Normally Closed	Air Solenoid Provides for the remote shutdown of pumps from the fluid control console. Order one per controlled pump. Pressure: 200 PSI (12 bar) Connection: 3/8" NPT (F/F) Power: 24 V DC
 3120-225	Air Solenoid Valve Normally Open	Air Solenoid Provides for the remote shutdown of pumps from the fluid control console. Order one per controlled pump. Pressure: 200 PSI (12 bar) Connection: 1/2" NPT (F/F) Power: 24 V DC

### Main Features




- Controls up to four channels. Each channel can be assigned to a different tank, or multiple channels can be assigned to a single tank
- Each channel controls solenoid valves, relays, external alarms, etc.
- This unit can be a standalone unit; no need to connect to auxiliary software or systems
- TM Control works with tank alert strobe light and alarm 3120-029
- One button for setup, resetting alarms, and system test
- Use the key switch for bypass mode control, setup access, or rebooting the system
- Status LEDs: yellow indicates bypass mode and white on indicates system status; on
- Input LED for each channel; red blinking LED indicates level warning
- Outputs can be configured to "normally-open" or "normally closed"

### MODELS AVAILABLE

3110-033	TM Control
----------	------------

### TANK SENSORS

Tank sensors (switches provide low level/high level responses, depending on model)

 3120-092	3120-092	1 Level Sensor, Switch, Single Probe, 5.6 ft. with 33 ft. cable
 3120-093	3120-093	2 Level Sensor, Switch, Double Probe, 3 ft. & 5.5 ft. with 33 ft. cable
 3120-094	3120-094	1 Level Sensor, Switch, Flex Adjustable Single Probe, 16 ft. cable