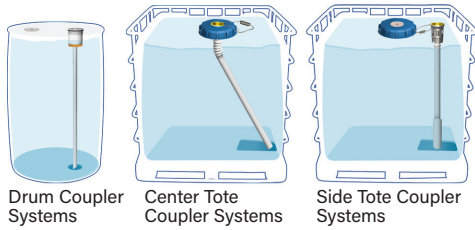


# Coupler Components and Kits



Drum Coupler Systems

Center Tote Coupler Systems

Side Tote Coupler Systems

**NOTE:** When ordering suction kits ensure you have selected the correct dip tube orientation for your system. DEF Packages do not include coupler systems. You must choose a coupler kit to create a complete system for your fluid distribution needs.


## OPEN SYSTEMS COMPONENTS

For open systems, use Drum Quick Pro (DQP) accessories.

### DRUM QUICK PRO (DQP)

	<b>4530-001</b>	Coupler, polyethylene 3/4" barb
	<b>3250-002</b>	Replacement filter, air - used on 4530-001
	<b>4530-002</b>	Insert, polyethylene, 2" ABUT (American Buttress)
	<b>4530-006</b>	Dip tube, 55 gal drum mount length
	<b>4530-005</b>	Dip tube, 275 gal tote mount length

### SUCTION KITS





	<b>4530-007</b>	Suction Kit, DQP series Includes: coupler, insert, key and 55 gal drum mount length dip tube
	<b>4530-008</b>	Suction Kit, DQP series Includes: coupler, insert, key and 275 gal tote mount length dip tube
	<b>4530-009</b>	Suction Kit, DQP series Includes: coupler, insert, key and 330 gal tote mount length dip tube

## CLOSED SYSTEMS

For closed systems, use Reusable Poly Valve (RPV) or Reusable Stainless Valve (RSV) systems accessories. RSV and RPV components are interchangeable

### REUSABLE STAINLESS VALVE (RSV)




4 Prong, Green Seal - Preferred and Balcrank recommended

	<b>4530-036</b>	Coupler, Stainless Steel 3/4" barb. For use with 4530-037 only
	<b>4530-048</b>	Coupler, Fill head 1" NPT(M) For use with 4530-037 only
	<b>4530-037</b>	Insert, stainless steel, 2" ABUT (American Buttress)
	<b>4530-038</b>	Key, stainless steel, RSV/RPV

### REUSABLE POLY VALVE (RPV)

	<b>4530-057</b>	Coupler, RSV/RPV, Poly - 3/4" barb
	<b>4530-063</b>	Insert, polyethylene, 2" ABUT (American Buttress) (M)
	<b>4530-058</b>	Key - Poly, RSV/RPV



### RSV/RPV DIP TUBES

	<b>4530-041</b>	Dip tube, 55 gal drum mount length
	<b>4530-044</b>	Dip tube, 275 gal tote - center mount length
	<b>4530-040</b>	Dip tube, 275 gal tote - side mount length
	<b>4530-043</b>	Dip tube, 330 gal tote - center mount length
	<b>4530-039</b>	Dip tube, 330 gal tote - side mount length

### SUCTION KITS

	<b>4530-042</b>	Suction Kit, RSV series - includes: coupler 4530-036, insert and 55 gal drum mount length dip tube
	<b>4530-045</b>	Suction Kit, RSV series - includes: coupler 4530-036, insert 2- 275 gal tote mount length dip tube
	<b>4530-046</b>	Suction Kit, RSV series - includes: coupler 4530-036, insert and 2- 330 gal tote mount length dip tube
	<b>4610-001</b>	Suction Kit, RSV/RPV SS series - includes: coupler 4530-036, DEF Hose 6' x 3/4" ID, Fitting 1" BSPP(F) x 3/4" barb
	<b>4530-059</b>	Suction Kit, RPV Poly series - includes: coupler 4530-057, insert and 55 gal drum dip mount length tube
	<b>4530-060</b>	Suction Kit, RPV Poly series - includes: coupler 4530-057, insert and 2-275 gal tote mount length dip tube
	<b>4530-061</b>	Suction Kit, RPV Poly series - includes: coupler 4530-057, insert and 2- 330 gal tote mount length dip tube
	<b>4610-003</b>	Suction Kit, RPV Poly series - includes: coupler 4530-057, DEF Hose 6' x 3/4" ID, Fitting 1" BSPP(F) x 3/4" barb

### COUPLER KIT ACCESSORIES

	<b>4530-066</b>	Center cap, tote 6" diameter x 2.5" ID ABUT (American Buttress)
	<b>6210-001</b>	Funnel with spout, 1 pt. 1/2" spout