

Balcrank®

Premium Duty Drains

Model 4110-024.....For Used Oil Only
Model 4110-025.....For Used Antifreeze Only



Thoroughly read and understand this manual before installing, operating or servicing this equipment.

OPERATION, INSTALLATION, MAINTENANCE AND REPAIR GUIDE

GENERAL SAFETY

Thoroughly read and understand this manual before installing, operating or servicing this equipment.

Terms:

NOTE: Gives more explanation of a procedure, or a helpful hint.



CAUTION: Alerts user to avoid or correct a condition, which may or could cause damage and/or destroy the equipment.



WARNING: Alerts user to avoid or correct conditions, which could cause bodily injury.

The following precautions should be observed to lessen the risk of equipment damage and/or personal injury:

- Check equipment regularly and repair or replace worn and damaged parts.
- Never alter or modify any parts of this drain. Doing so may cause damage to drain and/or personal injury.
- Always read and follow the fluid manufacturer's recommendations regarding proper use, handling, and disposal.

THIS DRAIN CONTAINS ALUMINUM AND ZINC PLATED PARTS. DO NOT use 1-1-1 Trichloroethane, methylene chloride or other halogenated hydrocarbon solvents or fluids containing such solvents in this drain. Use of these solvents/fluids may result in a violent chemical reaction, causing serious bodily injury, property damage, or death.

All fluids used in this drain must be chemically compatible with the materials used to manufacture the "wetted parts" (see TECHNICAL DATA). Consult your chemical supplier to ensure compatibility.

TECHNICAL DATA

Capacity 23 gallons
Telescoping Range 0-27 inches
Wetted Parts Zinc Plated Steel,
Steel, Viton®, PVC
Fluid outlet size 3/4" NPT (M)

Viton is a registered trademark of E.I. Dupont.

PRODUCT DESCRIPTION

The Premium Duty Drain is designed for fast, simple used fluid disposal. The tank holds 23 gallons of used fluid and has a clear visual level gauge. The bowl telescopes from 45" off the ground to 72", with a quick-action locking lever to securely hold the bowl at any height.

The drain has large diameter rubber wheels for ease of maneuvering through any shop. This drain is constructed of heavy gage steel to resist dents and rough handling.


ASSEMBLY

The Premium Duty Drain should be fully assembled before use.

1. Remove all components from shipping carton.
2. Attach rear wheels with washers and cotter pins provided. Insure the washer is on the side of the wheel with the cotter pin.



3. Install front casters by inserting bolts up through caster and weldment then secure with nuts provided.



Nuts

Bolts

4. Screw bowl onto riser tube.



BOWL HEIGHT ADJUSTMENT

To raise the bowl, simply lift up on the bowl or drain pipe. To lower the bowl, support the bowl with one hand and with the other hand, lift up on the spring side of the locking bar on the quick action lock assembly. As the locking bar is moved toward a horizontal position, the bowl and drain pipe become free to move.



When the bowl is at the desired position, release the locking bar to secure the bowl and drain pipe in place.

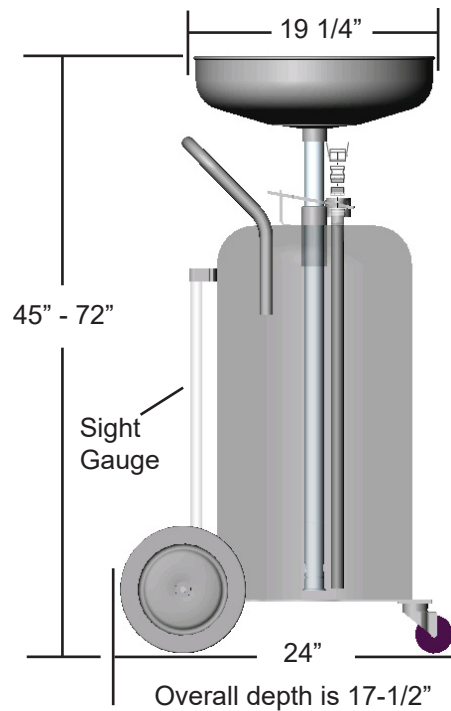


OPERATION

NOTE: All fluids used in this drain must be chemically compatible with the materials used to manufacture the "wetted parts". Consult your chemical supplier to ensure compatibility.

1. Place the drain under vehicle and drain oil. When drain is full (use clear visual level gauge to monitor level of oil in the tank) move the drain near a waste oil tank or bulk storage container.
2. Use a waste oil pump to empty the drain into the waste oil receptacle.

DIMENSIONS

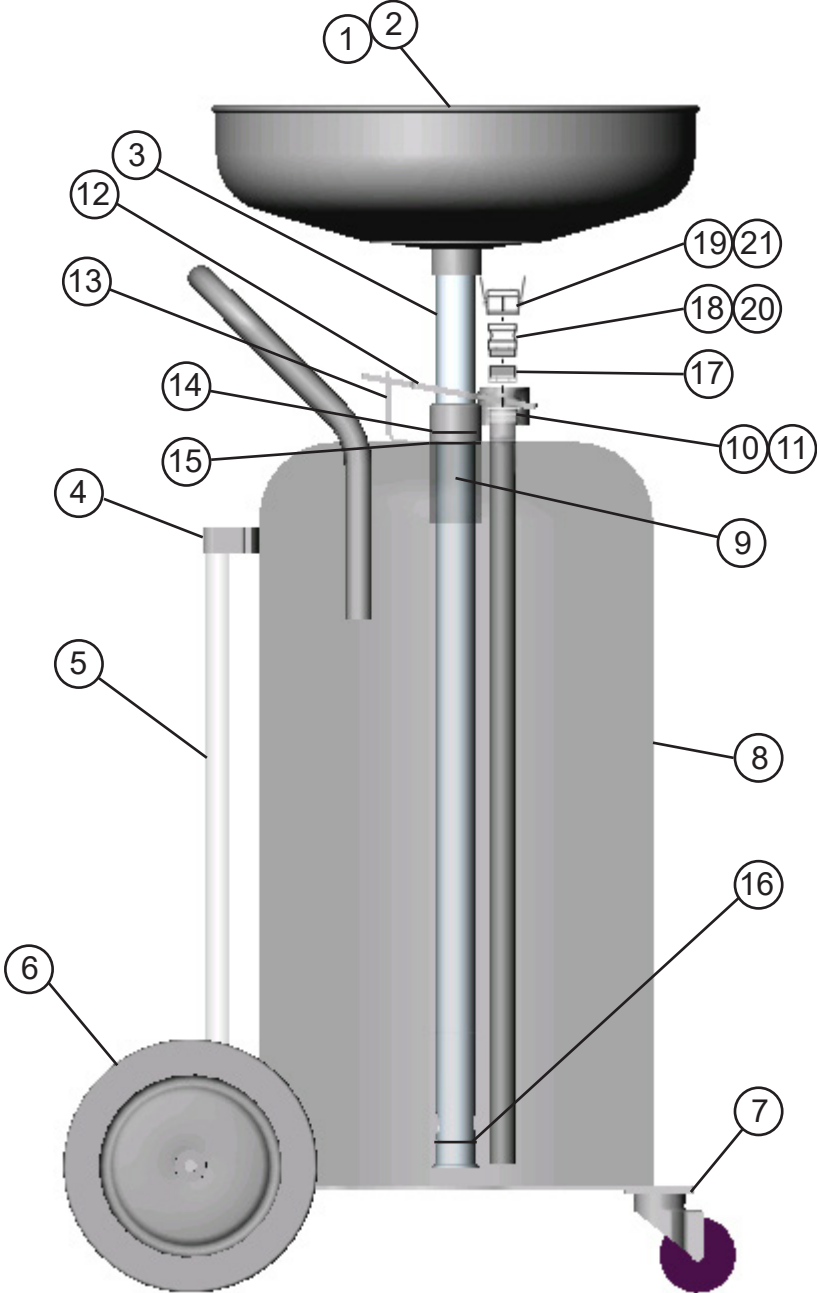


PARTS LIST

ITEM	PART	DESCRIPTION	4110-024	4110-025
			QTY	QTY
1	824211	Bowl	1	1
2	831424	Conical Spring* (Prior to 8/18)	1	1
	831705	Strainer* (After 8/18)		
3	831892	Riser Tube	1	1
4	807624	Pipe Clamp	1	1
5	831253	Sight Gage Hose Assy.	1	1
6	825221	Wheel	2	2
7	832446	Caster	2	2
8	831240	Tank Weldment (Oil)	1	1
	831279	Tank Weldment (Antifreeze)	1	1
9	832230	Guide Tube	1	1
10	824822	Clevis Pin	1	1
11	807727	Spring	1	1
12	831174	Locking Handle	1	1
13	828474P	Latch Bracket	1	1
14	827442	O-Ring/Viton/-223	1	1
15	830277	O-Ring/Viton/2/031	1	1
16	827426	Snap Ring	1	1
17	3270-054	Bushing 1"MPT X 3/4"FPT	1	X
18	4140-055	CamLock, Nipple 1" x 1" NPT(F)	1	X
19	4140-019	CamLock, Dust Cap 1"	1	X
20	4140-054	CamLock, Nipple 3/4" x 3/4" NPT(M)	X	1
21	4140-046	CamLock, Dust Cap 3/4"	X	1

*Located inside bowl

PARTS BREAKDOWN



**For Warranty Information Visit:
www.balcrank.com**

Balcrank® Corporation
Weaverville, NC 28787
800-747-5300
800-763-0840 Fax
www.balcrank.com

Revision Log:
Rev. A - New Release
Rev. B - Updated product pictures & added filter to parts
list on pg. 4
Rev. C - Updated product number on pg. 4 line item 20
to 4140-054

SERVICE BULLETIN SB4226
Rev C 1/20