



# **Balcrank**

Oil Marketer Solutions

Automotive | Commercial | Industrial



# **B**alcrank

**S**electing the appropriate equipment is critical to understanding the different level of customers and applications. This brochure is focused on customer oil volume levels to help you make the right equipment decisions based on customers and applications, not equipment cost.



# low volume portable equipment

Low volume users have intermittent duty applications. This means that pumps are used in low volume dispense applications intermittently throughout the day. Cycle rate per gallon is higher on small pumps but the duty cycle is light.



1:1 | 2:1

## CUSTOMER

Tire, transmissions shops and small independent shops dispensing from drums. Short distance pumping/ dispensing. Primarily a portable dispense pump.

## APPLICATIONS

- Tapper pumps
- Oil bar supply (pumping short distance)
- Roll-around synthetic or mineral oil packages
- Low volume dispense in agricultural, in-plant and maintenance shop applications

### MODELS AVAILABLE

MODEL	DESCRIPTION
1110-010	1:1 Bare carbon steel stub pump with bung adapter
1110-009	1:1 Bare carbon steel drum pump with bung adapter
1160-008	1:1 Bare stainless steel stub pump with bung adapter



3:1

## CUSTOMER

Tire, transmissions shops and small independent shops dispensing from drums. Longer pipe runs. Primarily a portable dispense pump.

## APPLICATIONS

- Oil bar supply
- Roll-around synthetic or mineral oil packages
- Low volume dispense in agricultural, in-plant and maintenance shop applications
- Tank packages for low volume users

### MODELS AVAILABLE

MODEL	DESCRIPTION
1110-007	3:1 Bare carbon steel stub pump with bung adapter



## LYNX® 2:1 PUMP PACKAGE

MODEL	DESCRIPTION
1111-035	LYNX® 2:1 Stub Package includes: pump, spigot & drip tray. Suction tubes not included. *Choose from suction tubes below.
SUCTION TUBE Not included in package. *Choose from suction tubes	*4412-046 1" NPT(M) x 26" - 30° 55 gal drum
	*4412-049 1" NPT(M) x 32" - 30° 275 gal tote
	*4412-050 1" NPT(M) x 39" - 30° 330 gal tote

## PACKAGE INCLUDES

HANDLE FLEX-MEMORY 1/4" TURN	3330-159
F/R MINI AUTO DRAIN 1/4" NPT(F)	3260-033
SPIGOT DISPENSE VALVE	4200-013
AIR COUPLER 1/4"	3270-003
AIR NIPPLE 1/4"	3270-004





# tank & tote packages for low volume


Tote packages are an economical way to dispense directly from an IBC tote. Pump, reel & meter packages hang directly from the metal frame of the tote.

Tank packages are delivered fully assembled with everything you need to dispense oil. Plug in the airline, fill with oil and you are ready to dispense. These lightweight double wall tanks are UL 2245 approved, light and easy to locate in your shop.



Low Volume Solutions

MODELS AVAILABLE	DESCRIPTION
1135-001	30' EVO Reel, LYNX 3:1 pump, 165 gal
1135-004	50' EVO Reel, LYNX 3:1 pump, 165 gal
1135-007	30' Classic Reel, LYNX 3:1 pump, 165 gal
1135-010	50' Classic Reel, LYNX 3:1 pump, 165 gal
1135-013	30' EVO Reel, LYNX 3:1 pump, 275 gal
1135-016	50' EVO Reel, LYNX 3:1 pump, 275 gal
1135-019	30' Classic Reel, LYNX 3:1 pump, 275 gal
1135-022	50' Classic Reel, LYNX 3:1 pump, 275 gal
1135-025	30' EVO Reel, LYNX 3:1 pump, 400 gal
1135-028	50' EVO Reel, LYNX 3:1 pump, 400 gal
1135-031	30' Classic Reel, LYNX 3:1 pump, 400 gal
1135-034	50' Classic Reel, LYNX 3:1 pump, 400 gal



MODELS AVAILABLE	DESCRIPTION
1136-213	275 Gal LYNX 3:1 & EVO 30'
1136-215	275 Gal LYNX 3:1 & EVO 50'
1136-313	330 Gal LYNX 3:1 & EVO 30'
1136-315	330 Gal LYNX 3:1 & EVO 50'



MODELS AVAILABLE	DESCRIPTION
1137-213	275 Gal LYNX 3:1 & EVO 30'
1137-215	275 Gal LYNX 3:1 & EVO 50'
1137-313	330 Gal LYNX 3:1 & EVO 30'
1137-315	330 Gal LYNX 3:1 & EVO 50'





**LYNX® 3:1  
PUMP PACKAGE**

	16 GAL METERED 1111-031	55 GAL METERED 1111-033
<b>PUMP</b>	1110-007	1110-007
<b>MP FLUID HOSE 10' x 1/2"</b>	8249-010	8249-010
<b>SUCTION TUBE</b>	4412-035	4412-037
<b>HANDLE W/FLEX-MEMORY &amp; 1/4 TURN</b>	3330-159	3330-159
<b>F/R MINI AUTO DRAIN 1/4" NPT(F)</b>	3260-033	3260-033
<b>AIR COUPLER 1/4"</b>	3270-003	3270-003
<b>AIR NIPPLE 1/4"</b>	3270-004	3270-004

**LYNX® 1:1 & 3:1 PUMP  
PACKAGE COMPONENTS**

		1" NPT (M)	3/4" NPT (M)	
Suction tubes		4412-044	4412-035	16 gal drum
		4412-046	4412-037	55 gal drum
		4412-045	4412-036	165/280 gal bench tank
		4412-048	4412-039	165/280 gal bench tank double tap
		4412-047	4412-038	250 gal bench tank double tap
		4412-051	4412-042	275/330 gal horizontal obround double tap
		4412-052	4412-043	330 gal vertical obround
		4412-049	4412-040	275 gal tote
		4412-050	4412-041	330 gal tote
Filter regulator (F/R)		3260-033 F/R mini auto drain 1/4" NPT(F)		
Dispense hose		8249-005 Dispense hose 5' x 1/2"		
		8263-010 Dispense hose 10' x 3/4"		
		8263-016 Dispense hose 16' x 3/4"		

Connecting hose kit		<b>4410-054</b> Connecting hose kit LYNX: 8132-005 LP Hose 5'x3/8" 8249-005 MP Hose 5'x1/2" 3270-003 Coupler 1/4" 3270-004 Nipple 1/4" 3270-053 Bushing 3/4" x 1/2"
Control handles		<b>3330-159</b> DR, Flex-mem. ext, 1/4 turn for oil  <b>3330-192</b> MR, Qts., Flex-mem. ext., 1/4 turn for oil
Wall mount kit		<b>4410-058</b> Wall mount kit for LYNX 8132-005 LP Hose 5' x 3/8" 8261-005 MP Hose 5' x 3/4" 8171-006 Suction Hose 6' x 3/4" 4412-052 Suction Tube 1" NPT(M) x 60" - 30" 4411-008 Wall mount bracket
Wall mount bracket		<b>4411-008</b> Wall mount bracket for LYNX, Panther® HP and Tiger®
Dollies		<b>4310-001</b> Band dolly, 16 gal/120 lb
		<b>4310-003</b> Band dolly, 16 gal/120 lb wide track
		<b>4310-004</b> Band dolly, 55 gal/400 lb HD
Carts		<b>4320-010</b> 4 Wheel drum cart:120 lb/16 gal
		<b>4320-013</b> Economy drum cart: 400 lb/55 gal
		<b>4320-014</b> Heavy duty drum cart: 400 lb/55 gal (to mount hose reel, use 2230-036 hose reel mount kit)

Note: Pump packages include all hoses and adapters required for connecting an oil pump to the air supply and oil dispense line.

Balcrank does not provide wall mounting hardware (nuts, bolts, and anchors) for lube packages.









# medium volume

Medium volume users require slower cycling pumps that withstand the higher-level duty cycle and volume required. This includes small car dealerships to quick lubes.



3:1

## CUSTOMER

The 3:1 version is a medium pressure pump for supplying higher volume than the 5:1 version but at lower operating pressures and slower cycle rates. Ideal for medium pumping distances and overall flow rates of 4-5 gpm.

## APPLICATIONS

- Medium sized tank packages
- Medium volume maintenance shops
- Small car dealerships
- Quick lubes

MODELS AVAILABLE	DESCRIPTION
1130-015	3:1 Bare carbon steel stub pump
1130-017	3:1 Bare carbon steel stub pump, flange mount
1130-020	3:1 Bare carbon steel stub pump with bung adapter



5:1

## CUSTOMER

The 5:1 version is a medium pressure pump for supplying higher pressures for longer pumping distances than the 3:1 version with flow rates of 2-3 gpm.

## APPLICATIONS

- Medium sized tank packages
- Medium volume maintenance shops
- Small car dealerships
- Quick lubes

MODELS AVAILABLE	DESCRIPTION
1130-016	5:1 Bare carbon steel stub pump
1130-018	5:1 Bare carbon steel stub pump, flange mount
1130-021	5:1 Bare carbon steel stub pump, with bung adapter



5:1

## CUSTOMER

The LYNX 5:1 HD series pump is perfect for medium volume users requiring an economy unit for roll-around synthetics, gear oil and standard mineral oil dispense packages. This pump can also be used for small to medium shops supplying overhead hose reels with a maximum overall flow rate of 5 gpm.

## APPLICATIONS

- Small to medium sized tank packages
- Low to medium volume maintenance shops
- Small car dealerships
- Quick lubes
- Roll-around gear oil packages





# tank & tote packages for medium volume

Tote packages are an economical way to dispense directly from an IBC tote. Pump, reel & meter packages hang directly from the metal frame of the tote.


Tank packages are delivered fully assembled with everything you need to dispense oil. Plug in the airline, fill with oil and you are ready to dispense. These lightweight double wall tanks are UL 2245 approved, light and easy to locate in your shop.



**Medium Volume  
Double Wall  
Tank Solutions**

## MODELS AVAILABLE DESCRIPTION

MODELS AVAILABLE	DESCRIPTION
<b>1135-003</b>	30' EVO Reel, Panther® 3:1 pump, 165 gal
<b>1135-006</b>	50' EVO Reel, Panther® 3:1 pump, 165 gal
<b>1135-009</b>	30' Classic Reel, Panther® 3:1 pump, 165 gal
<b>1135-012</b>	50' Classic Reel, Panther® 3:1 pump, 165 gal
<b>1135-015</b>	30' EVO Reel, Panther® 3:1 pump, 275 gal
<b>1135-018</b>	50' EVO Reel, Panther® 3:1 pump, 275 gal
<b>1135-021</b>	30' Classic Reel, Panther® 3:1 pump, 275 gal
<b>1135-024</b>	50' Classic Reel, Panther® 3:1 pump, 275 gal
<b>1135-027</b>	30' EVO Reel, Panther® 3:1 pump, 400 gal
<b>1135-030</b>	50' EVO Reel, Panther® 3:1 pump, 400 gal
<b>1135-033</b>	30' Classic Reel, Panther® 3:1 pump, 400 gal
<b>1135-036</b>	50' Classic Reel, Panther® 3:1 pump, 400 gal



## MODELS AVAILABLE DESCRIPTION

MODELS AVAILABLE	DESCRIPTION
<b>1136-223</b>	275 Gal LYNX 5:1 HD & EVO 30'
<b>1136-225</b>	275 Gal LYNX 5:1 HD & EVO 50'
<b>1136-323</b>	330 Gal LYNX 5:1 HD & EVO 30'
<b>1136-325</b>	330 Gal LYNX 5:1 HD & EVO 50'
<b>1136-233</b>	275 Gal Panther 3:1 & EVO 30'
<b>1136-235</b>	275 Gal Panther 3:1 & EVO 50'
<b>1136-333</b>	330 Gal Panther 3:1 & EVO 30'
<b>1136-335</b>	330 Gal Panther 3:1 & EVO 50'



## MODELS AVAILABLE DESCRIPTION

MODELS AVAILABLE	DESCRIPTION
<b>1137-223</b>	275 Gal LYNX 5:1 HD & EVO 30'
<b>1137-225</b>	275 Gal LYNX 5:1 HD & EVO 50'
<b>1137-323</b>	330 Gal LYNX 5:1 HD & EVO 30'
<b>1137-325</b>	330 Gal LYNX 5:1 HD & EVO 50'
<b>1137-233</b>	275 Gal Panther 3:1 & EVO 30'
<b>1137-235</b>	275 Gal Panther 3:1 & EVO 50'
<b>1137-333</b>	330 Gal Panther 3:1 & EVO 30'
<b>1137-335</b>	330 Gal Panther 3:1 & EVO 50'



**PANTHER® 3:1 & 5:1 PUMP PACKAGES**

	55 GAL PANTHER® 5:1 METERED 1131-065	55 GAL PANTHER® 3:1 METERED 1131-061
<b>PUMP</b>	1130-016	1130-015
<b>MP FLUID HOSE 10' x 1/2"</b>	8249-010	8249-010
<b>SUCTION TUBE</b>	4412-046	4412-046
<b>HANDLE W/FLEX-MEMORY EXT &amp; 1/4 TURN</b>	3330-159	3330-159
<b>F/R MINI AUTO DRAIN 1/4" NPT (F)</b>	3260-033	3260-033
<b>AIR COUPLER 1/4"</b>	3270-003	3270-003
<b>AIR NIPPLE 1/4"</b>	3270-004	3270-004

**PANTHER® 3:1 PUMP PACKAGE COMPONENTS**

Suction tubes		<b>4412-044</b> 1" NPT(M) x 18" - 30° 16 gal drum
		<b>4412-046</b> 1" NPT(M) x 26" - 30° 55 gal drum
		<b>4412-045</b> 1" NPT(M) x 21" - 30° 165/280 gal bench tank
		<b>4412-048</b> 1" NPT(M) x 30" - 30° 165/280 gal bench tank double tap
		<b>4412-047</b> 1" NPT(M) x 28" - 30° 250 gal bench tank double tap
		<b>4412-051</b> 1" NPT(M) x 42" - 30° 275/330 gal horizontal obround double tap
		<b>4412-052</b> 1" NPT(M) x 60" - 30° 330 gal vertical obround
		<b>4412-049</b> 1" NPT(M) x 32" - 30° 275 gal tote
		<b>4412-050</b> 1" NPT(M) x 39" - 30° 330 gal tote
Filter regulator (F/R)		<b>3260-033</b> F/R mini auto drain 1/4" NPT(F)
Dispense hose		<b>8249-005</b> Dispense hose 5' x 1/2"
		<b>8263-010</b> Dispense hose 10' x 3/4"
		<b>8263-016</b> Dispense hose 16' x 3/4"
Connecting hose kit		<b>4410-054</b> Connecting hose kit PANTHER® & LYNX® HD 5:1: 8132-005 LP Hose 5'x3/8" 8249-005 MP Hose 5'x1/2" 3270-003 Coupler 1/4" 3270-004 Nipple 1/4" 3270-053 Bushing 3/4" x 1/2"

Control handles		<b>3330-159</b> DR, Flex-mem. ext, 1/4 turn for oil
		<b>3330-192</b> MR, Qts., Flex-mem. ext., 1/4 turn for oil
Wall mount kit		<b>4410-022</b> Wall mount kit for PANTHER® & LYNX® HD 5:1 8132-005 LP Hose 5' x 3/8" 8249-005 MP Hose 5' x 1/2" 8181-006 Suction Hose 6' x 1" 4412-052 Suction Tube 1" NPT(M) x 60" - 30° 4411-009N Bung Adapter 4411-008 Wall mount bracket
Wall mount bracket		<b>4411-008</b> Wall mount bracket for LYNX, Panther® HP and Tiger®
Dollies		<b>4310-001</b> Band dolly, 16 gal/120 lb
		<b>4310-003</b> Band dolly, 16 gal/120 lb wide track
		<b>4310-004</b> Band dolly, 55 gal/400 lb HD
Carts		<b>4320-010</b> 4 Wheel drum cart:120 lb/16 gal
		<b>4320-013</b> Economy drum cart: 400 lb/55 gal
		<b>4320-014</b> Heavy duty drum cart: 400 lb/55 gal (to mount hose reel, use 2230-036 hose reel mount kit)

Note: Pump packages include all hoses and adapters required for connecting an oil pump to the air supply and oil dispense line.

Balcrank does not provide wall mounting hardware (nuts, bolts, and anchors) for lube packages.





# high volume

High volume users require very slow cycling pumps with high flow rates that will withstand the requirements of a large vehicle maintenance shop such as large car dealerships, truck/fleet maintenance, mining and extremely high capacity vehicles.



**Tiger 6:1**

## CUSTOMER

The Tiger 6:1 is a medium pressure pump for supplying higher pressures and longer pumping distances. The larger 3.2" air motor makes this pump ideal for larger users who need higher flow rates and slower pump cycle rates.

## APPLICATIONS

- Large sized tank packages
- Medium-large volume maintenance shops
- Medium to large volume car dealerships
- HD truck/fleet shops
- Off-road construction maintenance shops
- Mass-transit maintenance shops

## MODELS AVAILABLE

## DESCRIPTION

MODELS AVAILABLE	DESCRIPTION
1130-019	6:1 Bare carbon steel stub pump
1130-025	6:1 Bare carbon steel stub pump, flange mount
1130-026	6:1 Bare carbon steel stub pump with bung adapter
1160-007	6:1 Bare stainless steel stub pump with bung adapter



**Lion™ 450  
3:1**

## CUSTOMER

The Lion™ 3:1 pump is a medium pressure pump for oil systems where high volume dispensing using simultaneous dispense points is required. Medium pressure pump is recommended for moderate pumping distances.

## APPLICATIONS

- Heavy duty truck/fleet
- Railroad/mass transit vehicle maintenance
- In-plant high volume transfer
- Marine
- Mining vehicle maintenance
- Large automotive dealerships

## MODELS AVAILABLE

## DESCRIPTION

MODELS AVAILABLE	DESCRIPTION
1130-001	Lion™ 450 3:1 stub pump





**Lion™ 450  
6:1**

### CUSTOMER

The Lion™ 6:1 is a medium pressure pump for oil systems where high volume dispensing using simultaneous dispense points is required. Medium/high pressure pump is recommended for longer pumping distances.

### APPLICATIONS

- Heavy duty truck/fleet
- Railroad/mass transit vehicle maintenance
- In-plant high volume transfer
- Marine
- Mining vehicle maintenance
- Large automotive dealerships

### MODELS AVAILABLE

### DESCRIPTION

MODELS AVAILABLE	DESCRIPTION
<b>1140-002</b>	Lion™ 450 6:1 stub pump



**Lion™ 450  
10:1**

### CUSTOMER

The Lion™ 10:1 is a high pressure pump for oil systems where medium volume dispensing using simultaneous dispense points is required. High pressure pump is recommended for long pumping distances and/or cold weather applications.

### APPLICATIONS

- Heavy duty truck/fleet
- Railroad/mass transit vehicle maintenance
- In-plant high volume transfer
- Marine
- Mining vehicle maintenance
- Large automotive dealerships

### MODELS AVAILABLE






### DESCRIPTION

MODELS AVAILABLE	DESCRIPTION
<b>1140-003</b>	Lion™ 450 10:1 stub pump
<b>1140-004</b>	Lion™ 450 10:1 drum pump



# package components for high volume

## LION™ 450 - 600 OIL PUMP COMPONENTS

Suction tubes		<b>4412-031</b> 1 1/2" NPT(M) x 38" - 30° 55 gal drum & bench tank		<b>3330-159 DR</b> Flex-mem. ext., 1/4 turn for oil
		<b>4412-032</b> 1 1/2" NPT(M) x 47" - 30° horizontal obround tank		<b>3330-192 MR, Qts.</b> Flex-mem. ext., 1/4 turn for oil
		<b>4412-033</b> 1 1/2" NPT(M) x 63" - 30° 275 gal vertical obround tank		<b>3320-051</b> Hi-flow, non-metered, rigid ext., 3/4" inlet
		<b>4412-034</b> 1 1/2" NPT(M) x 75" - 30° 330 gal vertical obround tank		<b>3320-052</b> Hi-flow, non-metered, flex ext., 3/4" inlet
Connecting hose kit		<b>4410-062</b> Connecting hose kit Lion™ 450/600 8149-005 LP Hose 5'x1/2" 8264-005 MP Hose 5'x3/4" 3270-132 Coupler, air 3/8" body, 1/2" FPT 3270-143 Nipple, air 3/8" body, 1/2" FPT 3270-158 Elbow 1/2" 3270-057 Union Swivel 3/4"	Control handles	<b>3320-053</b> Hi-flow, non-metered, rigid ext., 1" inlet
		<b>4410-064</b> Suction hose kit Lion™ 450/600 4411-021 Bung Adapter for suction tubes 8191-005 Suction Hose 5'x1 1/2" 833595 Elbow 1 1/2" 3270-160 Hex Nipple 1 1/2"		<b>3320-054</b> Hi-flow, non-metered, flex ext., 1" inlet
Filter/regulator (F/R)		<b>3260-036</b> F/R auto drain 1/2" NPT(F)		<b>3330-197</b> Hi-flow, metered, rigid ext., 3/4" inlet
Mounting brackets		<b>4411-031</b> Floor mount for Lion™ 450/600		<b>3330-198</b> Hi-flow, metered, flex ext., 3/4" inlet
		<b>4411-030</b> Wall mount for new style Lion™ 450/600		<b>3330-199</b> Hi-flow, metered, rigid ext., 1" inlet
				<b>3330-200</b> Hi-flow, metered, flex ext., 1" inlet





# hose reels

**Evolution:** Single arm reel for low to medium volume

Applications: Small to medium car dealerships, tire and transmission shops, independent garages

**Classic:** Single arm reel for medium to high volume

Applications: Medium to large car dealerships, quick lubes, tire and transmission shops, independent garages

**Premium:** Double arm reel for heavy duty high volume with excessive side pulling & retracting

Applications: Truck shops, mining, lube trucks, HD truck/fleet, municipalities



**EVOLUTION**



**CLASSIC**



**PREMIUM**

**MODELS AVAILABLE**

**DESCRIPTION**

MODELS AVAILABLE	DESCRIPTION
Air & water low pressure 300 psi (21 bar) for delivery of air, water, windshield wash fluid, and anti-freeze	
<b>2140-021</b>	Bare reel - up to 50' Hose
<b>2140-007</b>	30' x 3/8" ID hose
Oil medium pressure 2,750 psi (190 bar) for delivery of lubricants	
<b>2140-002</b>	Bare reel - up to 50' Hose
<b>2140-013</b>	30' x 1/2" ID hose
Grease high pressure 5,000 psi (345 bar) for delivery of grease	
<b>2140-005</b>	Bare reel - up to 50' Hose
<b>2140-019</b>	30' x 3/8" ID hose

**MODELS AVAILABLE**

**DESCRIPTION**

MODELS AVAILABLE	DESCRIPTION
Air & Water Low Pressure 300 psi (21 bar) for delivery of air, water, anti-freeze and windshield wash	
<b>2120-016</b>	Bare reel - up to 30' Hose
<b>2120-017</b>	Bare reel - up to 50' Hose
Oil medium pressure 2,750 psi (190 bar) for delivery of lubricants	
<b>2120-016</b>	Bare reel - up to 30' Hose
<b>2120-017</b>	Bare reel - up to 50' Hose
Grease High pressure 5,000 psi (345 bar) for delivery of grease.	
<b>2120-018</b>	Bare reel - up to 30' Hose
<b>2120-019</b>	Bare reel - up to 50' Hose

**MODELS AVAILABLE**

**DESCRIPTION**

MODELS AVAILABLE	DESCRIPTION
Air & Water Low Pressure 300 psi (21 bar) for delivery of air, water, anti-freeze and windshield wash	
<b>2111-048</b>	Bare reel - up to 50' Hose
<b>2111-049</b>	Bare reel - up to 60' Hose
Oil Medium Pressure 2,750 psi (190 bar) for delivery of lubricants	
<b>2111-027</b>	Bare reel - up to 50' Hose
<b>2111-028</b>	Bare reel - up to 60' Hose
Grease High-pressure 5,000 psi (345 bar) for delivery of grease.	
<b>2111-029</b>	Bare reel - up to 50' Hose
<b>2111-030</b>	Bare reel - up to 60' Hose





# roll-around portable equipment

Dispensing equipment packages are designed for intermittent duty applications such as grease fitting dispense service and used fluid containment. Not recommended for overhead hose reels.

Used fluid drains are used for evacuation of used fluids from the bottom of the vehicle. The truck drain is used in applications where a low profile drain is needed and no lift is present to raise the vehicle.



MODELS AVAILABLE	DESCRIPTION
4110-022	Roughneck II™ Used Oil Drain
4110-023	Roughneck II™ Used Anti-freeze Drain



MODELS AVAILABLE	DESCRIPTION
4110-024	Premium Duty Used Oil Drain
4110-025	Premium Duty Used Anti-freeze (Glycol) Drain



MODELS AVAILABLE	DESCRIPTION
4120-006	Truck Drain Bare

MODELS AVAILABLE	DESCRIPTION
1151-034	LYNX 55:1 Grease 25-35 lb Portable



MODELS AVAILABLE	DESCRIPTION
1151-036	LYNX 55:1 Grease 400 lb Portable



MODELS AVAILABLE	DESCRIPTION
1151-035	LYNX 55:1 Grease 120 lb Portable





**B**alcrank manufactures the highest quality product for your lubrication equipment needs. With our factory in North Carolina, we can supply quickly from coast to coast. With over 400 service centers in the US, Balcrank's after sale service levels are unsurpassed in the market.

---

At Balcrank, **your overall satisfaction is our ultimate goal.**

We work hard to constantly improve our products to provide the quality & value you deserve!

**BALCRANK CORPORATION**

90 Monticello Rd | Weaverville, NC 28787

TEL. (800) 747-5300 | (828) 645-4261

FAX. (800) 763-0840 | (828) 658-0840

[www.balcrank.com](http://www.balcrank.com) | [www.shopbalcrank.com](http://www.shopbalcrank.com)