

Balcrank

Storage Solutions

Automotive | Commercial | Industrial



Tank Packages

Ships fully assembled


Package includes:

- UL 142 Tanks (Single and Double Wall)
- DR Handle w/Flex Ext & Auto Tip
- Choice of:
 - LYNX® or Panther® 3:1 Pump
 - 50' x 1/2" ID Classic or Evolution Hose Reel

*As with all tanks, be sure to follow local and state guidelines for tank placement and installation. Some cities and counties have not approved the UL 2258 certification, as it is different that the familiar UL142 that pertains to steel tanks, so be sure to check with your local Fire Marshal and/or city and county regulations before ordering.

Features

- Tanks have 2" lockable fill cap and gauge
- Select packages come fully assembled with everything you need for immediate use
- Available in additional sizes. Contact Balcrank for more information



Storage Solutions

Balcrank supplies fully assembled tank packages ranging from 165 to 400-gallon sizes. These packages are available for low, medium, and high-volume applications which determine the pump size used in the package. We also offer fluid evacuation systems for handling used fluid products while maintaining safety by utilizing a high-level pump shut-off to prevent overfilling of the tank. We offer single and double wall packages with a selection of pumps, hose reels, and control handles for each application.

Workbench Tank Packages

Workbench style tanks are the best choice when work space is at a premium. The flat top and 30-33" height make workbench style tanks the perfect choice for crowded shops that need additional workspace.



MODELS AVAILABLE	DESCRIPTION
1134-007	250 gal 30" H x 32" W x 60" L Single Wall Construction (Ships Fully Assembled). Evolution Hose Reel & LYNX® 3:1 Pump
1134-015	280 gal 33" H x 33" W x 60" L Single Wall Construction (Ships Fully Assembled). Evolution Hose Reel & LYNX® 3:1 Pump

* Check local codes for venting and installation equipment.

Vertical Obround Tank Packages

Choose vertical Obround tanks when floor space is limited. Vertical Obround tanks have the smallest footprint per gallon of oil. Assembly required for 330 gallon vertical packages: equipment ships separately.



MODELS AVAILABLE	DESCRIPTION
1134-017	275 gal 60" H x 44" W x 27" L dimensions. Single Wall Construction. (Ships Fully Assembled) Classic Hose Reel & Panther® HP 3:1 Pump
1134-018	275 gal 60" H x 44" W x 27" L dimensions. Double Wall Construction. (Ships Fully Assembled) Classic Hose Reel & Panther® HP 3:1 Pump
1134-028	330 gal 72" H x 44" W x 27" L dimensions. Double Wall Construction. (Assembly Required) Evolution Hose Reel & LYNX® 3:1 Pump

Horizontal Obround Tank Packages

Horizontal Obround tanks have a small overall footprint with a narrow width dimension of 27". The fill cap and hose reel are located a convenient 44" from the floor.



MODELS AVAILABLE	DESCRIPTION
1134-030	275 gal 44" H x 27" W x 60" L dimensions. Single Wall Construction. (Ships Fully Assembled) Evolution Hose Reel & LYNX® 3:1 Pump, DR Flex-memory 1/2 turn manual oil
1134-009	275 gal 44" H x 27" W x 60" L Single Wall Construction (Ships Fully Assembled) Classic Hose Reel & Panther® HP 3:1 Pump

Tailgate delivery and advance notification available.

Piston Pump Tankless Packages

For use with steel single and double wall tanks

All packages include:

- DR Handle w/flex-m ext. & 1/4 turn manual tip for oil
- F/R auto drain 1/4" NPT(F)
- 2.5' reel inlet hose
- Evolution series hose reel, 1/2" x 30' or 50' or chose Classic series hose reel 1/2" x 30' or 50' (for the heavy duty packages)
- Pump connecting hose kit
- Piston pump - choice of LYNX® 3:1, LYNX® HD 5:1, or Panther® 3:1

Light Duty Applications

- Tank packages
- Low volume, small service centers



Medium Duty Applications

- Tank packages
- Low to medium volume, small service centers



Medium/Heavy Duty Applications

- Tank packages
- Medium volume service centers



Features

Suitable for dispensing of all petroleum based and synthetic oils and similar products up to SAE 90. Packages may be mounted to a variety of tanks including Balcrank's UL 142 single and double wall tanks. Available in workbench, vertical obround, and horizontal obround styles.

MODELS AVAILABLE	DESCRIPTION		
1132-016	Tankless Package, LYNX®/30', DR-Flex-M	4410-054	Pump Hose Kit
	1110-007 LYNX® 3:1 Bare Pump	3330-159	DR Handle w/flex-m ext.
	2140-013 Evo Reel 30' x 1/2" for Oil	3260-065	F/R manual 1/4" NPT(F)
1132-017	Tankless Package, LYNX®/50', DR-Flex-M	4410-054	Pump Hose Kit
	1110-007 LYNX® 3:1 Bare Pump	3330-159	DR Handle w/flex-m ext.
	2140-014 Evo Reel 50' x 1/2" for Oil	3260-065	F/R manual 1/4" NPT(F)

MODELS AVAILABLE	DESCRIPTION		
1132-020	Tankless Package, LYNX® HD/30', DR-Flex-M	4410-054	Pump Hose Kit
	1110-012 LYNX® HD 5:1 Bare Pump	3330-159	DR Handle w/flex-m ext.
	2140-013 Evo Reel 30' x 1/2" for Oil	3260-065	F/R manual 1/4" NPT(F)
1132-021	Tankless Package, LYNX®/50', DR-Flex-M	4410-054	Pump Hose Kit
	1110-012 LYNX® HD 5:1 Bare Pump	3330-159	DR Handle w/flex-m ext.
	2140-014 Evo Reel 50' x 1/2" for Oil	3260-065	F/R manual 1/4" NPT(F)

MODELS AVAILABLE	DESCRIPTION		
1132-018	Tankless Package, Panther®/30', DR-Flex-M	4410-055	Pump Hose Kit
	1130-020 Panther® 3:1 Bare Pump	3330-159	DR Handle w/flex-m ext.
	2140-013 Evo Reel 30' x 1/2" for Oil	3260-065	F/R manual 1/4" NPT(F)
1132-019	Tankless Package, Panther®/50', DR-Flex-M	4410-055	Pump Kit
	1130-020 Panther® 3:1 Bare Pump	3330-159	DR Handle w/flex-m ext.
	2140-014 Evo Reel 50' x 1/2" for Oil	3260-065	F/R manual 1/4" NPT(F)
1132-022	Tankless Package, Panther®/30', DR-Flex-M	4410-054	Pump Hose Kit
	1130-020 Panther® 3:1 Bare Pump	3330-159	DR Handle w/flex-m ext.
	2120-011 Classic Reel 30' x 1/2" for Oil	3260-065	F/R manual 1/4" NPT(F)
1132-023	Tankless Package, Panther®/50', DR-Flex-M	4410-054	Pump Kit
	1130-020 Panther® 3:1 Bare Pump	3330-159	DR Handle w/flex-m ext.
	2120-013 Classic Reel 50' x 1/2" for Oil	3260-065	F/R manual 1/4" NPT(F)

Piston Pump Lightweight Double Wall Oil Dispense Tank Packages

Package includes

- Double wall tank - choice of 165 gal (L 29" x W 28" x H 61"), 275 gal (L 43" x W 28" x H 61"), or 400 gal (L 64" x W 30" x H 68")
- Hose reel - choice of Evolution or Classic series hose reel, 30' or 50' x 1/2"
- Piston pump - choice of LYNX® 3:1, LYNX® 5:1 HD, or Panther® 3:1
- DR handle w/flex-m ext. & 1/4 turn manual tip for oil
- F/R auto drain 1/4" NPT(F)
- 2.5' reel inlet hose
- 5' air connecting hose
- Air quick connect coupler & nipple
- Sight gauge
- Vented fill cap
- Pump & reel bracket

(See additional tank accessories on pg. 142)

*As with all tanks, be sure to follow local and state guidelines for tank placement and installation. Some cities and counties have not approved the UL 2258 certification, as it is different that the familiar UL142 that pertains to steel tanks, so be sure to check with your local Fire Marshal and/or city and county regulations before ordering.



Light Duty Applications

- Low volume, small service centers

MODELS AVAILABLE	DESCRIPTION
1135-001	30' EVO Reel, LYNX® 3:1 pump, 165 gal
1135-004	50' EVO Reel, LYNX® 3:1 pump, 165 gal
1135-007	30' Classic Reel, LYNX® 3:1 pump, 165 gal
1135-010	50' Classic Reel, LYNX® 3:1 pump, 165 gal
1135-013	30' EVO Reel, LYNX® 3:1 pump, 275 gal
1135-016	50' EVO Reel, LYNX® 3:1 pump, 275 gal
1135-019	30' Classic Reel, LYNX® 3:1 pump, 275 gal
1135-022	50' Classic Reel, LYNX® 3:1 pump, 275 gal
1135-025*	30' EVO Reel, LYNX® 3:1 pump, 400 gal
1135-028*	50' EVO Reel, LYNX® 3:1 pump, 400 gal
1135-031*	30' Classic Reel, LYNX® 3:1 pump, 400 gal
1135-034*	50' Classic Reel, LYNX® 3:1 pump, 400 gal

Medium Duty Applications

- Low to medium volume, small service centers

MODELS AVAILABLE	DESCRIPTION
1135-002	30' EVO Reel, LYNX® 5:1 HD pump, 165 gal
1135-005	50' EVO Reel, LYNX® 5:1 HD pump, 165 gal
1135-008	30' Classic Reel, LYNX® 5:1 HD pump, 165 gal
1135-011	50' Classic Reel, LYNX® 5:1 HD pump, 165 gal
1135-014	30' EVO Reel, LYNX® 5:1 HD pump, 275 gal
1135-017	50' EVO Reel, LYNX® 5:1 HD pump, 275 gal
1135-020	30' Classic Reel, LYNX® 5:1 HD pump, 275 gal
1135-023	50' Classic Reel, LYNX® 5:1 HD pump, 275 gal
1135-026*	30' EVO Reel, LYNX® 5:1 HD pump, 400 gal
1135-029*	50' EVO Reel, LYNX® 5:1 HD pump, 400 gal
1135-032*	30' Classic Reel, LYNX® 5:1 HD pump, 400 gal
1135-035*	50' Classic Reel, LYNX® 5:1 HD pump, 400 gal

Medium/Heavy Duty Applications

- Medium volume service centers

MODELS AVAILABLE	DESCRIPTION
1135-003	30' EVO Reel, Panther® 3:1 pump, 165 gal
1135-006	50' EVO Reel, Panther® 3:1 pump, 165 gal
1135-009	30' Classic Reel, Panther® 3:1 pump, 165 gal
1135-012	50' Classic Reel, Panther® 3:1 pump, 165 gal
1135-015	30' EVO Reel, Panther® 3:1 pump, 275 gal
1135-018	50' EVO Reel, Panther® 3:1 pump, 275 gal
1135-021	30' Classic Reel, Panther® 3:1 pump, 275 gal
1135-024	50' Classic Reel, Panther® 3:1 pump, 275 gal
1135-027*	30' EVO Reel, Panther® 3:1 pump, 400 gal
1135-030*	50' EVO Reel, Panther® 3:1 pump, 400 gal
1135-033*	30' Classic Reel, Panther® 3:1 pump, 400 gal
1135-036*	50' Classic Reel, Panther® 3:1 pump, 400 gal


*165 gallon and 275 gallon ship assembled. 400 gallon ship equipment and tank separately

Features

These double wall tanks feature:

- Inner tank made of blow-molded, high-density, seamless polyethylene that is leak-proof and will never corrode
- Outer tank is made of weld-free galvanized steel and roll seamed with an oil and fire-resistant seal
- Outer tank holds 110 percent of inner tank for maximum protection
- Extremely light, up to 50 percent lighter than conventional steel tanks
- Can be used for DEF, diesel and bio fuels, motor oil, and ATF
- Compact, economical design (8 sq. ft. for 1000 l)
- Wide handles on each end allow for easy handling and transportation
- UL 2258 certified*
- 4 x 2" bung openings
- All tanks ship assembled

AODD Pump Anti-freeze & Windshield Wash Fluid



Package includes*

- Double wall tank - choice of 165 gal (L 29" x W 28" x H 61") or 275 gal (L 43" x W 28" x H 61")
 - CenterFlo polypropylene AODD pump - choice of CF30 or CF50
 - Pump bracket
 - F/R auto drain 1/4" NPT(F)
 - Tank sight gauge
 - Vented 2" evac cap/port
 - Air supply hose with quick coupler
 - Hose reel - choice of Evolution hose reels 30' or 50'
 - Shipped completely assembled and ready for use
- (See additional accessories on pg. 144)

*Control handle not included. Select the appropriate control handle based on the material being dispenses, anti-freeze or windshield wash fluids.

Lightweight Double Wall Package Used Fluid



Package includes

- Double wall tank - choice of 275 gal (L 43" x W 28" x H 61") or 400 gal (L 64" x W 30" x H 68")
- CenterFlo aluminum AODD pump - choice of CF30 or CF50
- Pump bracket
- F/R auto drain 1/4" NPT(F)
- Y-strainer on used oil models
- 1" evacuation hose with 1" cam-lock for used oil (3/4" for anti-freeze)
- High level pump shut-off
- Tank site gauge
- Vented 2" evac cap/port
- Air supply hose with quick coupler
- Shipped completely assembled and ready for use

*As with all tanks, be sure to follow local and state guidelines for tank placement and installation. Some cities and counties have not approved the UL 2258 certification, as it is different that the familiar UL142 that pertains to steel tanks, so be sure to check with your local Fire Marshal and/or city and county regulations before ordering.

Features

Our lightweight double wall used oil and anti-freeze evacuation packages come completely assembled and ready for use; simply connect the pump air supply hose and fill with oil.

The **A/F and WW packages** include a 1" poly AODD pump, hose reel and all hoses and fittings.

The **used oil packages** include a high-level pump shut-off, site gauge, Y-strainer and a 1" cam-lock connector. The used anti-freeze packages come with a 3/4" cam lock to prevent accidental contamination of fluids.

Select your control handle separately (pg. 94) based on the fluid you are dispensing

MODELS AVAILABLE	DESCRIPTION
ANTI-FREEZE & WINDSHIELD WASH FLUID	
1135-037	CF30 Polypropylene, 165 gal, EVO 30', A/F & WWS
1135-038	CF30 Polypropylene, 165 gal, EVO 50', A/F & WWS
1135-039	CF30 Polypropylene, 275 gal, EVO 30', A/F & WWS
1135-040	CF30 Polypropylene, 275 gal, EVO 50', A/F & WWS
1135-037T	Tankless CF30 Polypropylene, 165 gal, EVO 30', A/F & WWS
1135-038T	Tankless CF30 Polypropylene, 165 gal, EVO 50', A/F & WWS
1135-039T	Tankless CF30 Polypropylene, 275 gal, EVO 30', A/F & WWS
1135-040T	Tankless CF30 Polypropylene, 275 gal, EVO 50', A/F & WWS
USED FLUID	
4140-072	CF50, 400 gal, EVAC for oil
4140-071	CF50, 275 gal, EVAC for oil
4140-068	CF30, 400 gal, EVAC for A/F
4140-069	CF30, 275 gal, EVAC for A/F

Piston Pump Lightweight Double Wall Tankless Packages

Packages includes

- Hose reel - choice of Evolution or Classic series hose reel, 30' or 50' x 1/2"
- Piston pump - choice of LYNX® 3:1, LYNX® 5:1 HD, or Panther® 3:1
- DR handle w/flex-m ext. & 1/4 turn manual tip for oil
- F/R auto drain 1/4" NPT(F)
- 2.5' reel inlet hose
- 5' air connecting hose
- Air quick connect coupler & nipple
- Sight gauge
- Vented fill cap
- Pump & reel bracket



Light Duty Applications

- Tank packages
- Low volume, small service centers

MODELS AVAILABLE	PACKAGE
1135-001T	30' EVO Reel, LYNX® 3:1 pump, 165 gal
1135-004T	50' EVO Reel, LYNX® 3:1 pump, 165 gal
1135-007T	30' Classic Reel, LYNX® 3:1 pump, 165 gal
1135-010T	50' Classic Reel, LYNX® 3:1 pump, 165 gal
1135-013T	30' EVO Reel, LYNX® 3:1 pump, 275 gal
1135-016T	50' EVO Reel, LYNX® 3:1 pump, 275 gal
1135-019T	30' Classic Reel, LYNX® 3:1 pump, 275 gal
1135-022T	50' Classic Reel, LYNX® 3:1 pump, 275 gal
1135-025T	30' EVO Reel, LYNX® 3:1 pump, 400 gal
1135-028T	50' EVO Reel, LYNX® 3:1 pump, 400 gal
1135-031T	30' Classic Reel, LYNX® 3:1 pump, 400 gal
1135-034T	50' Classic Reel, LYNX® 3:1 pump, 400 gal

Medium Duty Applications

- Tank packages
- Low to medium volume, small service centers

MODELS AVAILABLE	PACKAGE
1135-002T	30' EVO Reel, LYNX® 5:1 HD pump, 165 gal
1135-005T	50' EVO Reel, LYNX® 5:1 HD pump, 165 gal
1135-008T	30' Classic Reel, LYNX® 5:1 HD pump, 165 gal
1135-011T	50' Classic Reel, LYNX® 5:1 HD pump, 165 gal
1135-014T	30' EVO Reel, LYNX® 5:1 HD pump, 275 gal
1135-017T	50' EVO Reel, LYNX® 5:1 HD pump, 275 gal
1135-020T	30' Classic Reel, LYNX® 5:1 HD pump, 275 gal
1135-023T	50' Classic Reel, LYNX® 5:1 HD pump, 275 gal
1135-026T	30' EVO Reel, LYNX® 5:1 HD pump, 400 gal
1135-029T	50' EVO Reel, LYNX® 5:1 HD pump, 400 gal
1135-032T	30' Classic Reel, LYNX® 5:1 HD pump, 400 gal
1135-035T	50' Classic Reel, LYNX® 5:1 HD pump, 400 gal

Medium/Heavy Duty Applications

- Tank packages
- Medium volume service centers

MODELS AVAILABLE	PACKAGE
1135-003T	30' EVO Reel, Panther® 3:1 pump, 165 gal
1135-006T	50' EVO Reel, Panther® 3:1 pump, 165 gal
1135-009T	30' Classic Reel, Panther® 3:1 pump, 165 gal
1135-012T	50' Classic Reel, Panther® 3:1 pump, 165 gal
1135-015T	30' EVO Reel, Panther® 3:1 pump, 275 gal
1135-018T	50' EVO Reel, Panther® 3:1 pump, 275 gal
1135-021T	30' Classic Reel, Panther® 3:1 pump, 275 gal
1135-024T	50' Classic Reel, Panther® 3:1 pump, 275 gal
1135-027T	30' EVO Reel, Panther® 3:1 pump, 400 gal
1135-030T	50' EVO Reel, Panther® 3:1 pump, 400 gal
1135-033T	30' Classic Reel, Panther® 3:1 pump, 400 gal
1135-036T	50' Classic Reel, Panther® 3:1 pump, 400 gal


Features

Suitable for storage and dispensing of all petroleum based and synthetic oils and similar products up to SAE 90. Packages are designed for lightweight double wall tanks, which are available in 165 gal, 275 gal, and 400 gal.

Tote Packages

Top Mount Packages include

- Hose reel (see options below)
- Pump (see options below)
- Filter/regulator with auto drain
- 2.5' reel connecting hose
- 5' air connecting hose
- Air quick coupler & nipple
- Top mount pump & reel bracket
- Pump direct immersion suction tube & dust shroud



*control handle not included

Side Mount Packages include

- Hose reel (see options below)
- Pump (see options below)
- Filter/regulator with auto drain
- 2.5' reel connecting hose
- 5' air connecting hose
- Air quick coupler & nipple
- Side mount pump & reel swivel bracket
- 6" vented cap with dual 2" ports & pressure relief port
- Vented fill cap
- Top tote suction tube and hose



*control handle not included

Features

CenterFlo Packages include

- Hose reel (see options below)
- Pump (see options below)
- Filter/regulator with auto drain
- 2.5' reel connecting hose
- 3' air connecting hose
- Air quick coupler & nipple
- Top mount pump & reel bracket
- Pump direct immersion suction tube & dust shroud



*control handle not included

Top Mount

MODELS AVAILABLE	LIGHT DUTY
1136-213	275 Gal LYNX® 3:1 & EVO 30'
1136-215	275 Gal LYNX® 3:1 & EVO 50'
1136-313	330 Gal LYNX® 3:1 & EVO 30'
1136-315	330 Gal LYNX® 3:1 & EVO 50'
MODELS AVAILABLE	MEDIUM/HEAVY DUTY
1136-223	275 Gal LYNX® 5:1 HD & EVO 30'
1136-225	275 Gal LYNX® 5:1 HD & EVO 50'
1136-323	330 Gal LYNX® 5:1 HD & EVO 30'
1136-325	330 Gal LYNX® 5:1 HD & EVO 50'
1136-233	275 Gal Panther 3:1 & EVO 30'
1136-235	275 Gal Panther 3:1 & EVO 50'
1136-333	330 Gal Panther 3:1 & EVO 30'
1136-335	330 Gal Panther 3:1 & EVO 50'

Side Mount

MODELS AVAILABLE	LIGHT DUTY
1137-213	275 Gal LYNX® 3:1 & EVO 30'
1137-215	275 Gal LYNX® 3:1 & EVO 50'
1137-313	330 Gal LYNX® 3:1 & EVO 30'
1137-315	330 Gal LYNX® 3:1 & EVO 50'

* Control handles sold separately, see page 92

MODELS AVAILABLE	MEDIUM/HEAVY DUTY
1137-223	275 Gal LYNX® 5:1 HD & EVO 30'
1137-225	275 Gal LYNX® 5:1 HD & EVO 50'
1137-323	330 Gal LYNX® 5:1 HD & EVO 30'
1137-325	330 Gal LYNX® 5:1 HD & EVO 50'
1137-233	275 Gal Panther 3:1 & EVO 30'
1137-235	275 Gal Panther 3:1 & EVO 50'
1137-333	330 Gal Panther 3:1 & EVO 30'
1137-335	330 Gal Panther 3:1 & EVO 50'

CenterFlo

MODELS AVAILABLE	A/F & OIL PACKAGE
1136-243	275 Gal CF15 Alum & EVO 30'
1136-245	275 Gal CF15 Alum & EVO 50'
1136-343	330 Gal CF15 Alum & EVO 30'
1136-345	330 Gal CF15 Alum & EVO 50'
1136-253	275 Gal CF30 Alum & EVO 30'
1136-255	275 Gal CF30 & EVO 50'
1136-353	330 Gal CF30 & EVO 30'
1136-355	330 Gal CF30 & EVO 50'

MODELS AVAILABLE	WWS PACKAGE
1136-263	275 Gal CF15 Poly & EVO 30'
1136-265	275 Gal CF15 Poly & EVO 50'
1136-363	330 Gal CF15 Poly & EVO 30'
1136-365	330 Gal CF15 Poly & EVO 50'
1136-273	275 Gal CF30 Poly & EVO 30'
1136-275	275 Gal CF30 Poly & EVO 50'
1136-373	330 Gal CF30 Poly & EVO 30'
1136-375	330 Gal CF30 Poly & EVO 50'

* Order control handle separately

Tank Package Accessories

BUNG ADAPTERS	
Bung Adapter	 <p>4411-009N Aluminum Panther® HP, Tiger W/ Pressure Relief</p>
	 <p>4411-009QX Aluminum Panther® HP, Tiger W/ Pressure Relief 10 pk</p>
	 <p>4411-022 Bung Adapter LYNX®: 3:1, 5:1</p>
	 <p>4411-021 Bung Adapter LYNX®: 1:1 & 2:1</p>
Tank level gauge	 <p>4411-018N Double Tap Bushing for Panther® W/ Pressure Relief</p>
	 <p>4520-014 Black Knight Gauge Display dial shows the remaining fluid depth in inches as the attached float level changes. Mount on tank bung fitting. (For stationary tanks only. Not recommended for mobile lubbers.)</p>
TANK LEVEL GAUGE	
BRACKETS & TRAYS	
Drip tray	 <p>4520-020 Control Handle Drip Tray. Fits Lightweight Double Wall tanks and IBC totes</p>
Swivel bracket for mounting hose reels	 <p>2230-026 Swivel Bracket for use with single EVO, Premium and Classic. Allows the hose reel to be wall mounted to the swivel bracket and pivot horizontally</p>
Side mount bracket for IBC totes	 <p>4411-035 Pump Mount Bracket, for bung mounted pumps to side tote bracket</p> <p>4411-035 Side Mount Bracket for IBC Totes</p>
Top mount bracket for IBC totes	 <p>4411-034 Top Mount Bracket for IBC Totes</p>
Lightweight double wall tank brackets	 <p>1136-003 Top Mount Bracket for 165/275 gal, 26"</p> <p>1136-004 Top Mount Bracket for 400 gal, 28"</p>
Lightweight double wall tank tie down kit	 <p>1136-001 Tie Down Anchor Kit for 165/275 gal</p> <p>1136-002 Tie Down Anchor Kit for 400 gal</p>
TOTE CAPS	
Tote caps	 <p>4530-066 Center cap, 6" diameter x 2.5" ID ABUT (American Buttress)</p>
	 <p>4530-067 Center cap, vented, 6" diameter x 2.5" ID ABUT (American Buttress)</p>
	 <p>4530-068 Center cap with filter vent, 6" diameter x 2.5" ID ABUT (American Buttress)</p>
	 <p>4530-069 Center cap, 6" diameter with (2) 2" NPT</p>
VENTS	
Vents	 <p>4520-007 Tank Vent Cap 2" NPT(F)</p>
	 <p>4520-018 Emergency vent 4" NPT(M)</p>
	 <p>4520-019 Vented fill cap 2" NPT(M)</p>
	 <p>4411-024 PVC adapter w/ pressure relief port-2" for use when no additional ports are not available on the tank for pressure relief discharge tube.</p>
	 <p>4520-067 Vent Cap Mounting Kit (for attaching 4520-006 to vent outlet of obround tanks)</p>
TANK SADDLE	
Tank saddle	 <p>4520-006 Tank Saddle. Use our exclusive saddle bracket to quickly attach Balcrank hose reels to any 275 gal or 330 gal horizontal obround tank. One step attachment, no welding or tank modifications required. Order separate vent kit, Model 4520-067, to attach the saddle to standard oval tanks at the vent cap location.</p> 

Balcrank

Fluid Dispensing Systems

Balcrank Corporation

90 Monticello Road
Weaverville, NC 28787, USA
Tel.: (800) 747-5300 or (828) 645-4261
Fax: (800) 763-0840 or (828) 658-0840
info@balcrank.com
www.balcrank.com
www.shopbalcrank.com

Customer Support

Tel.: (800) 747-5300 or (828) 645-4261
(Monday to Friday, 8:00 AM - 5:00 PM ET)

- Order entry
- Product availability and information
- Pricing
- Shipping dates and delivery information
- Return Merchandise Authorization

Technical Support

Tel.: (800) 747-5300 or (828) 645-4261
(Monday to Friday, 8:00 AM - 5:00 PM ET)

- Repair advice
- Product application recommendations
- Warranty claims and returns
- Service bulletins

Place an Order

Tel.: (800) 747-5300 or (828) 645-4261

Fax: (800) 763-0840 or (828) 658-0840

- Fax orders day or night
- Order confirmed next business day by fax or e-mail

E-mail: orders@balcrank.com

Online: www.shopbalcrank.com

- Place orders on-line 24/7
- Four convenient ways to shop
- Search by product name or number
- Browse the site and add to cart
- Copy past orders to create a duplicate order
- Rapid order entry
- Pricing is live and specific to your account
- Build, print, save, and manage quotes for access at a later date
- Track shipped orders
- Easy management of personnel access and assigned permissions

Distributor